



PORTFOLIO SIZE

Current Portfolio

Certificate of Deposits (CD)	2,500,000.00
Money Market Accounts	32,129,889.76
Treasuries & Agencies	1,999,700.00
\$	36,629,589.76

CURRENT HAPPENINGS

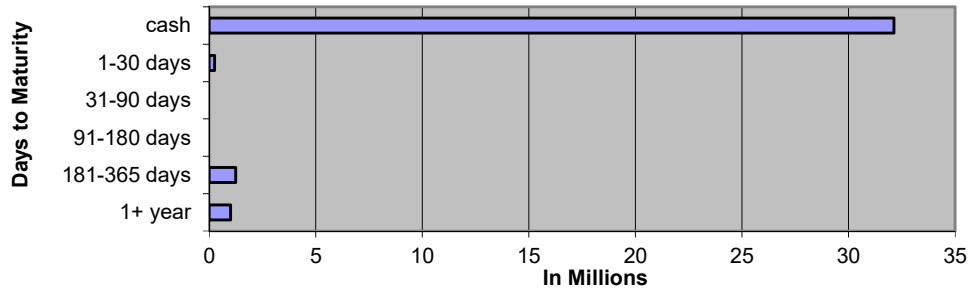
2020 Revenue Year to Date*

All Delinquent Taxes	7,860,439
Dog Licenses	24,511
Passports	10,050

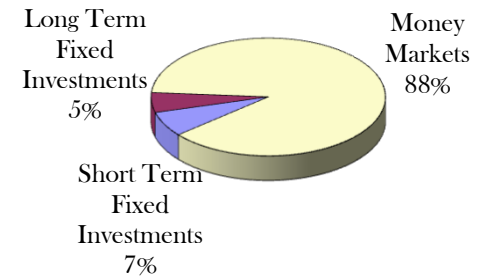
*General Ledger Information/Cash basis

DIVERSIFICATION

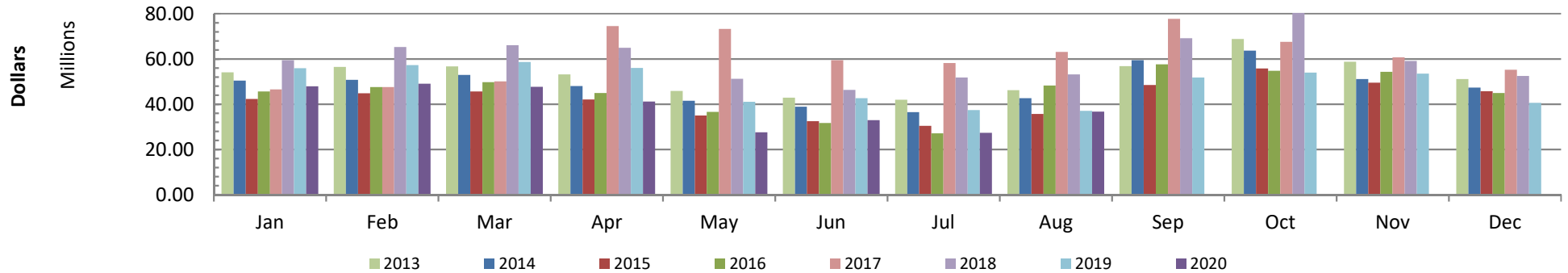
Diversification by Maturity Date



Diversification by Investment Type



Historical Comparison by Month



AUGUST 2020 General Account Investments

CUSIP	Issuer		Par Value	Rate	Maturity Date
Certificates of Deposit					
666613GP3	Northpointe	\$	250,000.00	2.450%	9/21/2020
61747MS69	Morgan Stanley	\$	250,000.00	2.800%	4/5/2021
32558	American 1 Credit Union	\$	500,000.00	2.750%	4/26/2021
864088DN6	Sturgis Bank	\$	250,000.00	2.500%	7/20/2021
38644ABM0	Grand River Bank	\$	250,000.00	3.000%	8/2/2021
21923LAF0	Cornerstone	\$	250,000.00	2.600%	9/2/2021
24000332	Ann Arbor State Bank	\$	500,000.00	2.750%	4/20/2023
59452WAE8	Michigan Legacy	\$	250,000.00	3.450%	11/9/2023
		Subtotal	\$ 2,500,000.00		
Cash/Money Markets					
	Comerica Bank	\$	11,705,241.73		
	Michigan CLASS	\$	20,424,648.03		
		Subtotal	\$ 32,129,889.76		
Treasuries / U.S. Agencies					
3133ELAF1	Federal Farm Credit Bank	\$	1,999,700.00	2.380%	12/2/2027
		Subtotal	\$ 1,999,700.00		
		Total	\$ 36,629,589.76		

AUGUST 2020 Monthly Pooled Interest

Account Name	Org. Key	Object Code	No. Days	Beginning Balance	Ending Balance	Average Balance	Average Interest	Monthly Interest	GL Entry CR
Public Improvement	245000	000020	31	1,607,501.50	1,624,295.87	1,615,898.69	0.015%	\$20.59	245100-664000
Jail Millage	280000	000020	31	1,026,684.00	853,082.98	939,883.49	0.015%	\$11.97	280100-664000
DOA Millage	281000	000020	31	359,486.82	404,416.94	381,951.88	0.015%	\$4.87	281100-664000
Medical Care MOE	297100	000020	31	508,320.21	482,408.58	495,364.40	0.015%	\$6.31	297100-664000
Delinquent Real	616000	000020	31	-847,115.91	227,983.24	-309,566.34	0.015%	\$0.00	616100-664000
Delinquent Personal	618000	000020	31	149,939.29	206,236.06	178,087.68	0.015%	\$2.27	618100-664000
Worker's Comp	677000	000020	31	289,191.34	320,690.11	304,940.73	0.015%	\$3.88	677100-664000
Escheats	702000	000020	31	185,548.44	185,606.31	185,577.38	0.015%	\$2.36	702000-268010
				3,279,555.69	4,304,720.09	3,792,137.89		52.25	
Road Commission	201000	000020	31	1,920,381.57	1,791,291.03	1,855,836.30	0.015%	\$23.64	201100-664000
ROD Automation Fund	256000	000020	31	504,685.91	531,873.82	518,279.87	0.015%	\$6.60	256100-664000
Public Defender	260000	000020	31	794528.03	1,235,350.30	1,014,939.17	0.015%	\$12.93	260230-664010
Joint Narcotics Forfeiture	267000	000020	31	171,270.45	234,587.06	202,928.76	0.015%	\$2.59	267100-664000
Lifeways MH Millage	282000	000020	31	125,302.85	126,704.48	126,003.67	0.015%	\$1.61	282100-664000
Animal Shelter Millage	283000	000020	31	524,871.04	453,265.16	489,068.10	0.015%	\$6.23	283100-664000
Parks Millage	284000	000020	31	1,121,972.68	953,185.94	1,037,579.31	0.015%	\$13.22	284100-664000
Lake Columbia	365185	000020	31	5,828.95	5,829.43	5,829.19	0.015%	\$0.07	365185-664000
Southern Regional Intercept.	365916	000020	31	-630,927.43	-631,177.43	-631,052.43	0.015%	\$0.00	365916-664000
Wolf Lake	365220	000020	31	2,217.53	2,217.71	2,217.62	0.015%	\$0.03	365220-664000
Parma Village LDFA	365920	000020	31	4,614.92	153,167.80	78,891.36	0.015%	\$1.01	365920-664000
Grass Lake Section 2002B	365924	000020	31	3,976.42	6,726.75	5,351.59	0.015%	\$0.07	365924-664000
Round/Farwell	365925	000020	31	11,428.39	11,429.33	11,428.86	0.015%	\$0.15	365925-664000
Vineyard Lake	365250	000020	31	2,748.89	2,749.12	2,749.01	0.015%	\$0.04	365250-664000
Rives Sanitary Sewer	365926	000020	31	647.35	647.40	647.38	0.015%	\$0.01	365926-664000
Lifeways 2015B series	365917	000020	31	16,078.27	35,567.08	25,822.68	0.015%	\$0.33	365917-664000
Airport Runway	365906	000020	31	1,836.30	1,836.45	1,836.38	0.015%	\$0.02	365906-664000
Road Dept Road Projects	365933	000020	31	192.45	192.46	192.46	0.015%	\$0.00	365933-664000
Sheriff Radio	365934	000020	31	1,685.87	1,686.01	1,685.94	0.015%	\$0.02	365934-664000
Building Authority Debt MCF	369472	000020	31	2,094.66	2,094.83	2,094.75	0.015%	\$0.03	369472-664000
Road Dept Road Projects	404276	000020	31	1.32	1.32	1.32	0.015%	\$0.00	404276-664000
JCDOT 2019 MTF Bond	407000	000020	31	12,681,060.00	12,682,093.79	12,681,576.90	0.015%	\$161.56	407276-664000
Fair	561000	000020	31	108,904.64	75,973.23	92,438.94	0.015%	\$1.18	561100-664000
Preston Endowment	718000	000020	31	106,654.92	106,663.61	106,659.27	0.015%	\$1.36	\$1.36
Preston RESTRICTED	718001	000020	31	0.00		0.00	0.015%	\$0.00	718100-664000
Drain	801000	000020	31	1,124,880.25	1,132,461.46	1,128,670.86	0.015%	\$14.38	801100-664000
Drain	802000	000020	31	91,179.65	91,187.20	91,183.43	0.015%	\$1.16	802100-664000
Lake Level	841000	000020	31	46,416.19	46,419.98	46,418.09	0.015%	\$0.59	841100-664000
Lake Level	842000	000020	31	6,527.28	6,527.83	6,527.56	0.015%	\$0.08	842100-664000
Spring Arbor Water	851911	000020	31	3,503.66	3,503.95	3,503.81	0.015%	\$0.04	851911-664000
Southern Regional Intercept.	851916	000020	31	1,421.29	1,421.41	1,421.35	0.015%	\$0.02	851916-664000
Parma Village Wastewater	851922	000020	31	0.02	0.02	0.02	0.015%	\$0.00	851922-664000
Round/Farwell	851925	000020	31	142.19	142.20	142.20	0.015%	\$0.00	851925-664000
Vineyard Lake	851250	000020	31	427.13	427.16	427.15	0.015%	\$0.01	851250-664000
Rives Sanitary Sewer	851926	000020	31	65.60	65.61	65.61	0.015%	\$0.00	851926-664000
Total Paid				18,756,619.24	19,066,113.50	18,911,366.37		\$248.98	
				\$ 22,036,174.93	\$ 23,370,833.59	\$ 22,703,504.26			
								\$301.23	Total Int Paid

AUGUST 2020 Monthly Pooled Unallocated Interest

Account Name	FUND	Beginning Balance	Ending Balance
Parks	208	196,457.96	195,814.25
Friend of Court	215	316,440.70	385,331.83
Golf Courses	218	3,602.90	181,234.37
Health department	221	1,198,434.46	1,317,590.19
Runway Project	246	743.73	743.73
Falling Waters	247	-14,371.55	-24,134.73
Sparks Park	248	-177,290.50	-206,966.19
Budget Stabilization	257	0.00	0.00
Concealed Pistol Licensing	263	167,316.08	175,612.08
PA Drug Enforcement	264	19,561.66	87,062.41
Sheriff Drug Enforcement	265	330.05	330.05
Omnibus Firefeiture	266	0.00	0.00
Law Library	269	-4,769.59	-4,769.59
CDB Grant	278	23,587.77	18,403.29
Justice Training	285	41,787.40	47,160.43
FIA	290	0.00	0.00
Medical care facility	291	2,110,190.13	2,936,387.43
Child Care	292	851,619.94	882,106.33
Vetran's Trust	294	0.00	0.00
Airport	295	61,018.80	123,237.62
Equipment Fund	402	390,885.63	423,917.56
Sheriff Equipment	466	-5,000.00	0.00
Building Authority Construction	469	0.02	0.02
Delinquent Tax Administration	617	21,900.00	28,586.66
Land bank	620	227,260.61	225,275.61
Landscape Planning	649	23,661.79	23,661.79
DOA Endowment	717	78,933.71	78,664.32
Library Fines	721	50,521.84	63,155.49
Retirement	731	1,380,335.18	838,350.36
Circuit Court Trust	762	195,460.72	174,266.74
		7,158,619.44	7,971,022.05

**September
2020**

**2020 Forfeitures
Beginning 2,161**

1,248 - 58%

September 2019 - 1339

CITY
1- 21
2- 57
3- 65
4- 112
5- 127
6- 63
7- 48
8- 80

Total 573

03-01-19 2,174
03-01-18 2,069

Jan - 345
Guthrie - 348
Melissa - 295
4th - 260

